A member of TOPWERK

HESS GROUP

We put concrete into shape

EN

CONCRETE BLOCK AND PAVER MACHINE

RH 2000-4
RH 1500-4



OUR COMPANY

WHO IS HESS GROUP?

MIXERS, HANDLING SYSTEMS, CONCRETE BLOCK AND PAVER MACHINES, AND PACKAGING LINES

Our passion is developing technically superior machines for the production, processing, and handling of high-quality concrete products — and we have been doing so since 1948.

As a driver of new sustainable innovations and with a distinctive team spirit in an international environment, we continuously expand HESS GROUP's leading market position.

HESS GROUP WORLDWIDE

As part of the TOPWERK GROUP, HESS GROUP is represented worldwide. With eight international TOPWERK locations and a global network of representatives, HESS GROUP offers optimal service to its customers.

OUR
VISION

It is our endeavor to discover and create new market needs in close collaboration with our customers. For this, we develop solutions that make us and our customers innovative pioneers in the concrete block and paver industry.

Product
Each of our products is developed specifically according to our customers' needs. Our concrete block and paver plants are characterized by their durability and reliability and can be upgraded with the latest technology even after years.

Team
Open and honest communication is essential to us. We work together and develop solutions and results as a team and across departmental boundaries.

OUR
MISSION

We enable our customers – in collaboration with us – to produce the best concrete blocks and pavers efficiently. The following four factors are paramount:

Customers
Our customers are at the center of our actions. We are a reliable and honest partner who, together with them, shapes the digital future of our industry.

Individual Action
Each of us has high standards for our personal work results. Taking responsibility for one's own actions and seeing mistakes as opportunities for improvement is part of our culture.

OUR
VALUES

As an innovative manufacturer of high-quality concrete block and paver plants, we – together with our customers – ensure our mutual market leadership.

Quality
For us, quality means combining durability and reliability with the latest technology.

Innovation
Innovation involves transforming the market through technology. By continuously enhancing automation, swiftly responding to market needs, and broadening refinement options, we ensure the long-term viability of our products.

Customer Focus
In partnership with our customers, we fulfill individual requirements. We support them operationally as a knowledgeable and trustworthy partner.

WE PUT CONCRETE INTO SHAPE.

CONCRETE BLOCK AND PAVER MACHINE

RH 2000-4



HESS RH 2000-4

THE LEADER AMONG CONCRETE BLOCK AND PAVER MACHINES

The RH 2000 is HESS's high-end machine, combining the latest technology with decades of machine-building experience. It offers an easy operation, maximum efficiency, and meets the highest safety standards. Continuously developed since the 1990s, the RH 2000 is now available in its fourth generation: the RH 2000-4.

TECHNICAL DATA*

		RH 2000-4 MVA **Standard** Production area	RH 2000-4 MVA **Large** Production Area
Production board size [mm]**		1,400 x 1,100	1,400 x 1,300
Production area [mm]**		1,300 x 1,050	1,300 x 1,250
Min. product height [mm]		25	25
Max. product height [mm]		500	500
Dead weight in MVA Version [kg]		46,000	48,000
Paving stone 10 x 20 x 5 cm without face mix	Cycle time [s]	10	10
	m² in 8h	2,644	3,230
	Quantity of products/mold	54	66
Paving stone 10 x 20 x 6 cm with face mix	Cycle time [s]	11.5	11.5
	m² in 8h	2,299	2,809
	Quantity of products/mold	54	66
Hollow block 20 x 40 x 20 cm	Cycle time [s]	13.5	13.5
	Quantity in 8h	21,760	32,640
	Quantity of products/mold	12	18

* Production output is calculated based on 85 percent machine availability and is significantly influenced by machine settings, the concrete mixing recipe used, the quality of raw materials, the performance of other related plant equipment, mold characteristics, the stone format, and the production pallets used. Technical Data are subject to change.
** Other production board sizes available.

RH 2000-4

Minimum production board depth [mm]	870
Maximum production board depth [mm]	1450
Minimum production board width [mm]	1200
Maximum production board width [mm]	1520
Minimum production height [mm]	25
Maximum production height [mm]	500
Table vibration Variofrequency, 1 table	●
Table vibration Variofrequency, 2 tables	○
Table vibration Variotronic, 1 table	●
Table vibration Variotronic, 2 tables	○
WIDIA wear ledges for vibration table	○
Standard hydraulics, Bosch-Rexroth	●
MLC+H control 2 tamper head cylinders	○
MLC+H control 4 tamper head cylinders	○
Leakage detection with M version	○
Hydraulic connection for mould flaps	○
Emergency operation hydraulics function with M version	○
Agitator with round bars and driven by a hydraulic cylinder	●
Agitator with triangle bars and driven by a hydraulic cylinder	○
Stone height stops (4 rods) (without M version)	○
Stone height stops with drawplate compensation	○
Tamper head clamping, bolted	○
Tamper head clamping, hydraulic (non HESS machine molds)	○
Tamper head clamping, pneumatic	●
Tamper head vibration	○
Tamper head adapter (existing moulds, requires previous assessment)	○
Electrical connection tamper head heating system	○
Tamper head cross cleaner, straight	○
Tamper head cross cleaner curved curb stones	○
Tamper head brake (without M version)	○
Pneumatic filling compensation tamper head	○
Oil spray lubrication for tamper head guidings	○
Mold clamping, pneumatic	●
Height adjustable mold tray	○

Height adjustable mold tray with pneumatic pusher	○
Mold in base position detection	○
Mold change cart, manual	○
Mold change cart, electric (from face mix side)	●
Swivel crane for mold change	○
Automatic fast mold change cart (from base mix side)	○
Drive unit for base mix unit	○
Base mix hopper two outlet flaps	○
Lining for base mix hopper, PA/ Hardox	○
Pneumatic tapper base mix hopper	○
Colormix device with draw plate, base mix	○
Pneumatic scraper base mix filler box	○
Table plate lining base mix (build-up welding material)	○
Horizontal adjustment of base mix table plate, electric	○
Fast lifting cylinders base mix for automatic mold change	○
Base mix silo flap with adjustable filling plates	○
Face mix part	○
Lining face mix hopper PA/Hardox	○
Pneumatic tapper face mix hopper	○
Colormix device with draw plate, face mix	○
Planing roller, including pneumatic scraper at base and face mix fillerbox	○
Rotating on base and face mix fillerbox (tamper head cleaning)	○
Pneumatic scraper face mix filler box	○
Table plate lining face mix, build-up welding	○
Horizontal adjustment of face mix table plate, electric	○
Fast lifting cylinders face mix for automatic mold change	○
Face mix silo flap with adjustable filling plates	○
Styrofoam inserter, swiveling	○
Central grease lubrication system	○
Oil cooling tower	○
Hydraulic draw plate device	○
Hydraulic corepuller, base mix side	○
Mobile panel machine	○

Standard equipment ● Selectable as an option ○

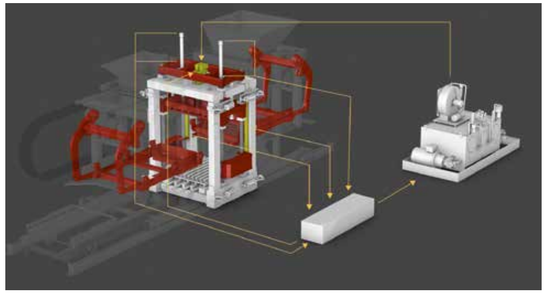

High-performance hydraulics in MLC+H version

MLC+H control with 4 cylinders (optional)

POWERED BY GERMAN ENGINEERING

MLC+H CONTROL

MOTION LOGIC CONTROL FOR HYDRAULICS

ADVANTAGES

- Better, more evenly controlled power distribution.
- Specialized bearing control and thus improved valve response.
- Faster movements and more precise positioning of components regardless of operating temperature.
- Higher pressures for faster movements.
- Larger oil reserve to ensure cylinder oil supply during overlapping movements.
- Larger cylinders for faster and more precise positioning of the filler boxes.
- Due to the design of the hydraulic system, it is possible to move the machine at reduced speed (emergency operation) with a smaller, additional pump. In the event of a main pump failure, the machine can be „emptied“ in setup mode.
- More powerful pump for faster and overlapping movements.
- Pressure vessel for storing hydraulic pressure to enable overlapping movements.
- Elimination of the braking device for the tamper head. No mechanical wear.

Double vibrating table and vibrator drives (optional)

DOUBLE VIBRATING TABLE

- By using four separately acting vibrator drives, higher compaction force is achieved.
- More even filling of the concrete block mold through separately adjustable pre-vibration forces of the vibrating tables in the production direction.
- Better product quality through even filling of the mold and increased compaction force.
- Easily adjustable and precise height adjustment of the vibrating table bars through special adjustment units.

Electric horizontal table plate adjustment (optional)

ELECTRIC HORIZONTAL TABLE PLATE ADJUSTMENT

- Faster adjustment of the table plates for different mold dimensions in the production direction.
- Reduced mold change times.

QUICK

MOLD CHANGE SYSTEM

For the use of multiple concrete block and paver molds per workday, a quick mold change is crucial. HESS has developed the quick mold change system for this purpose. Both feeders of the machine are equipped with quick lift cylinders to quickly extract the previous mold out of the machine under the face mix unit and bring the new mold into the machine under the base mix unit.

Special loading and unloading stations in the conveyor lines on the wet side optimize the mold change process. The previous mold automatically leaves the machine on a production board and is ejected sideways. This can be removed when convenient, as the wet side is not blocked by the ejection of the mold. The new mold can be placed on the mold change cart without affecting production.

Result:
Mold change with highest efficiency

See video for explanation

Hydraulic lifting system for quick mold change (optional)



WE PUT CONCRETE INTO SHAPE.

CONCRETE BLOCK AND PAVER MACHINE

RH 1500-4



HESS RH 1500-4

PRECISION AT HIGH PERFORMANCE

Developed for high-performance applications, the RH 1500 impresses with short cycle times and dynamic movements. This is made possible by the special control technology and innovative hydraulic system. The interaction guarantees reliable and efficient concrete block and paver production.

RH 1500-4 VA TECHNICAL DATA*

Production board size [mm]**		1,400 x 1,100
Production area [mm]**		1,300 x 1,050
Min. product height [mm]		25
Max. product heigh [mm]		500
Dead weight in MVA Version [kg]		46,000
Paving stone 10 x 20 x 5 cm without face mix	Cycle time [s]	10.5
	m² in 8h	2,517
	Quantity of products/mold	54
Paving stone 10 x 20 x 6 cm with face mix	Cycle time [s]	12.5
	m² in 8 h	2,114
	Quantity of products/mold	54
Hollow block 20 x 40 x 20 cm	Cycle time [s]	14.5
	Quantity in 8 h	20,258
	Quantity of products/mold	12

* Production output is calculated based on 85 percent machine availability and is significantly influenced by machine settings, the concrete mixing recipe used, the quality of raw materials, the performance of other related plant equipment, mold characteristics, the stone format, and the production pallets used. Technical Data are subject to change.
** Different production board sizes available.

RH 1500-4

Min. production board depth [mm]	870
Max. production board depth [mm]	1150
Min. production board width [mm]	1200
Max. production board width [mm]	1520
Min. production height [mm]	25
Max. production height [mm]	500
Table vibration Variofrequency, 1 table	○
Table vibration VARIO TRONIC, 1 table	●
WIDIA wear ledges for vibration table	○
Standard hydraulic, Bosch-Rexroth	●
Servo hydraulic M version with 2 tamper head cylinders	○
Leakage detection with M version	○
Hydraulic connection for mould flaps	○
Emergency operation hydraulic system with M version	○
Agitator with round bars and driven by a hydraulic cylinder	●
Agitator with triangle bars and driven by a hydraulic cylinder	○
Stone height stops (4 rods) (without M Version)	○
Stone height stops with drawplate compensation	○
Tamper head clamping, bolted	○
Tamper head clamping, hydraulic (non HESS machine molds)	○
Tamper head clamping, pneumatic	●
Tamper head vibration	○
Tamper head adapter (existing moulds, requires previous assessment)	○
Electrical connection tamper head heating system	○
Tamper head cross cleaner, straight	○
Tamper head cross cleaner curved curb stones	○
Tamper head brake (without M Version)	○
Pneumatic filling compensation tamper head	○
Oil spray lubrication for tamper head guidings	○
Mold clamping, pneumatic	●
Height adjustable mold tray	○
Height adjustable mold tray with pneumatic pusher	○

Mold in base position detection	○
Mold change cart, manual	○
Mold change cart, electric (from face mix side)	●
Swivel crane for mold change	○
Automatic fast mold change cart (from base mix side)	○
Drive unit for base mix unit	○
Base mix hopper two outlet flaps	○
Lining for base mix hopper, PA/ Hardox	○
Pneumatic tapper base mix hopper	○
Colormix device with draw plate, base mix	○
Pneumatic scraper coarse mix filler box	○
Table plate lining coarse mix (build-up welding material)	○
Horizontal adjustment of base mix table plate, electric	○
Fast lifting cylinders base mix for automatic mold change	○
Siloflap with adjustable filling plates	○
Face mix unit	○
Lining for face mix hopper, PA/ Hardox	○
Pneumatic tapper face mix hopper	○
Colormix device with draw plate, face mix	○
Planing roller, including scrapers at base and face fillerboxes	○
Rotating brush on face mix fillerbox (tamper head cleaning)	○
Pneumatic scraper face mix filler box	○
Table plate lining face mix (build-up welding material)	○
Horizontal adjustment of face mix table plate, electric	○
Fast lifting cylinders face mix for automatic mold change	○
Face mix silo flap with adjustable filling plates	○
Polysterene insert device	○
Central grease lubrication system	○
Oil cooling tower	○
Hydraulic draw plate device	○
Hydraulic corepuller, base mix side	○
Mobile panel machine	○

Standard equipment ● Selectable as an option ○

HESS

FILLER BOX PLANING ROLLER

PERFECTED PRODUCTION
OF FINE CONCRETE SURFACES

- Patented production system to ensure a homogeneous layer thickness of the face concrete over the entire production area
- The scraper frame in the front area of the filler box is replaced by a hard-chromed smoothing roller
- Both filler boxes (base and face concrete) are equipped with pneumatic scrapers in the front area

ADVANTAGES

- ▶ Avoids „digging“ concrete out of the mold during the reverse movement of the feeder. The layer thickness of the face concrete is uniform across the entire product.
- ▶ Especially suitable for large concrete slabs.
- ▶ Improved cycle time by eliminating reversing during face concrete filling.
- ▶ Significantly closed product surface.
- ▶ Better bond between core and face concrete.
- ▶ A higher moisture content in the face concrete can be achieved, resulting in improved color intensity of the product.
- ▶ For Colormix products, a more natural-looking surface appearance of the color gradient is achieved (no striping).

See video
for explanation



Model oil bath vibrator

VarioTronic vibrating table, view from below

HESS

VARIOTRONIC WITH OIL BATH VIBRATORS

FULLY ELECTRONIC CONTROL

- Maximum control and precision through servo-electronic control.
- Amplitude control through independently adjustable angles and vibrator speed for optimal vibration parameters during mold filling and main compaction.
- Shorter vibration duration through angle adjustment in milliseconds at constant rotational speed.
- Vibration shafts are housed in separate, closed housings in an oil bath.

ADVANTAGES OF THE OIL BATH VIBRATOR

- Constant, reliable bearing lubrication.
- Dry runs within the housing are excluded.
- Extended warranty on vibrator bearing.

Mold side guide in the mold clamping (standard)

Two hydraulic cylinders (optional)

Rubberized tamper head plate (standard)

Tamper head vibration (optional)

Colormix device with draw plate



Colormix device with two layers of colored concrete

HESS

COLORMIX DRAW PLATE

PRODUCTION OF MULTICOLORED CONCRETE PRODUCTS

- Cost-effective way to produce multicolored concrete products.
- Can be used on both face and base concrete silos.
- Adjustable parameters at the control panel.

TECHNICAL OVERVIEW CONCRETE BLOCK AND PAVER MACHINES*

		RH 500	RH 600	RH 1450	RH 1500 VA	RH 2000 M-Version – standard production area	RH 2000 M-Version – large production area
Production board size [mm]**		1,200 x 670	1,400 x 700	1,400 x 1,100	1,400 x 1,100	1,400 x 1,100	1,400 x 1,300
Production area [mm]**		1,100 x 620	–	1,300 x 1,050	1,300 x 1,050	1,300 x 1,050	1,300 x 1,250
Min. product height [mm]		25	25	40	25	25	25
Max. product height [mm]		300	300	500	500	500	500
Dead weight in MVA Version [kg]		7,700	14,000	38,000	46,000	46,000	48,000
Paving stone 10 x 20 x 5 cm without face mix	Cycle time [s]	17	14	12.5	10.5	10	10
	m² in 8 h	863	1,258	2,114	2,517	2,644	3,230
	Quantity of products/mold	30	36	54	54	54	66
Paving stone 10 x 20 x 6 cm with face mix	Cycle time [s]	22	18	14.5	12.5	11.5	11.5
	m² in 8 h	667	979	1,823	2,114	2,299	2,809
	Quantity of products/mold	30	36	54	54	54	66
Hollow block 20 x 40 x 20 cm	Cycle time [s]	20	16	16.5	14.5	13.5	13.5
	Quantity in 8 h	6,120	13,770	17,800	20,258	21,760	32,640
	Quantity of products/mold	5	9	12	12	12	18

* Production output is calculated based on 85 percent machine availability and is significantly influenced by machine settings, the concrete mixing recipe used, the quality of raw materials, the performance of other related plant equipment, mold characteristics, the stone format, and the production pallets used. Technical Data are subject to change.
** Different production board sizes available.



Visualization of mold and tamper head control

HESS

CONTROL

PILOTING ALL MACHINE FUNCTIONS

Concrete block and paver machines and plants are equipped with a control panel that can be adjusted in height and screen angle. With the clear touch panel, you have full control over all machine functions of the linked system.

The intuitive user interface with icons simplifies operation. Complicated inputs are eliminated as the intelligent software automatically adjusts many parameters. Settings can be made quickly with a few operations and sliders – user-friendly and self-explanatory.

FEATURES OF HESS CONTROL

- Master recipe
- Comparable recipe
- Version management recipe management
- Login using an RFID pen at the control panel

HESS

PIMS

PLANT INFORMATION MANAGEMENT SYSTEM

PIMS can be used for optimized plant utilization and efficient personnel planning for maximum productivity. By optimally utilizing drying chambers and buffer systems, bottlenecks and downtimes are avoided. Thanks to just-in-time forecasting of product and order completion, customer logistics management is also optimized. Offline planning of ongoing orders and targeted control of engineer and standby times ensure smooth operations. PIMS can be integrated into plant and web visualization.

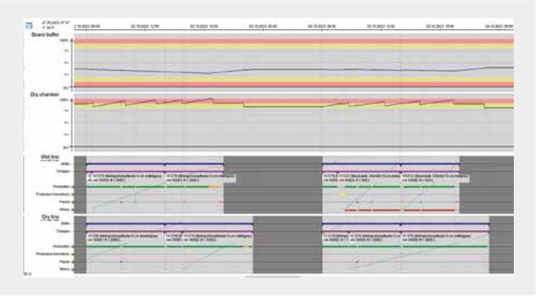

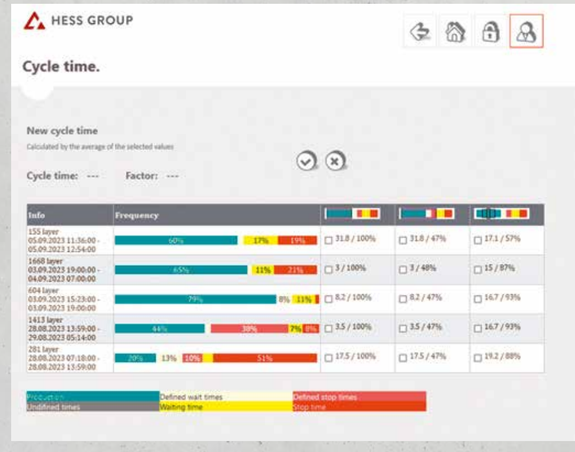

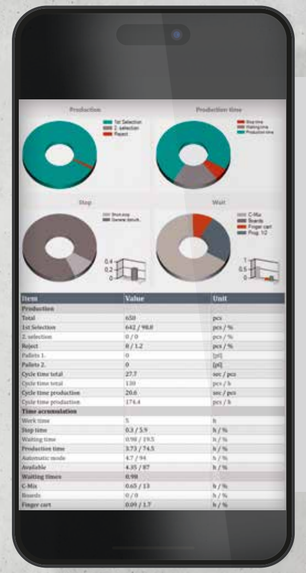

FEATURES

- Production data can be viewed anywhere and anytime via a web browser.
- Standard on every plant.
- Retrofit possible, technical inspection required.
- Production data is collected, evaluated, and compared.
- Individual plant components can be recorded separately: mixer, concrete block and paver machine, finger cart, drying chamber.

In the course of increasing digitization of production (Industry 4.0), HESS production statistics can be used to improve relevant manufacturing processes.

- Digital chamber and warehouse management.
- Connection to ERP systems (SAP, Navision).
- Integration into customer order management.
- Feedback of produced quantities to customer systems.
- Product tracking (also via QR code).

HESS

PRODUCTION STATISTICS

With HESS production statistics, all relevant production data such as orders, shifts, shift management, quantities, and downtimes can be recorded and monitored by the customer. All data is collected in an SQL database and can be filtered by the corresponding locations, plants, and plant components. Additional filtering options for the acquired data are available and can be provided for external systems upon request. This makes it possible to evaluate multiple production plants with one recording system. The data can be easily and conveniently accessed via a web browser, so the recorded production data can be viewed worldwide at any time, provided the customer's network infrastructure is in place.

ADDITIONAL OPTIONS

- Standard mold management
- Mold management scan administration
- Connection to an ERP system
- Control of label printer
- Inline QC integration professional
- Bulk density measurement integration professional
- Inline QC integration ultimate with product tracking up to sorting station
- Bulk density measurement integration ultimate with product tracking up to lift

Software Modules	Standard statistics	Professional	Ultimate
Production data acquisition	●	●	●
24h period report	●	●	●
Drying chamber management	●	●	●
Shift management		●	●
Order management			●
Product layer tracking up to the packaged product			●

ADVANTAGES

- Process feedback leads to time and cost savings.
- Increase or ensure quality.

Reports

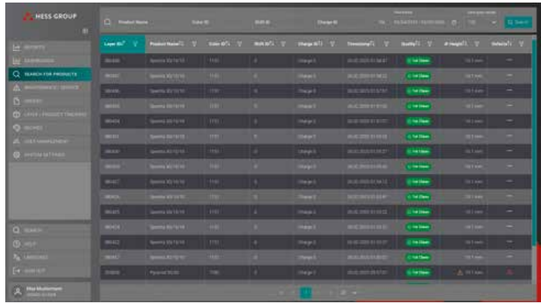

Search for products



	RH 2000-4 MVA with large value-adding line
1	Aggregat silos
2	Mixing plant
3	Machine RH 2000-4 MVA
4	Elevator
5	Finger car I
6	Curing racks
7	Finger car II
8	Lowerator I
9	Buffer rack
10	Lowerator II
11	Cuber servo 700-2
12	Pallet stack finger car
13	Pallet buffer rack
14	Frame conveyor
15	Shot blasting machine
16	Curling
17	Coating system
18	Grinding I
19	Grinding II
20	Air blast device

HESS

COMPLETE PLANTS

CUSTOMIZED
MARKET-ORIENTED
OPTIMIZED FOR THE CUSTOMER

HESS develops, together with the customers, system concepts that are tailored to the respective requirements.

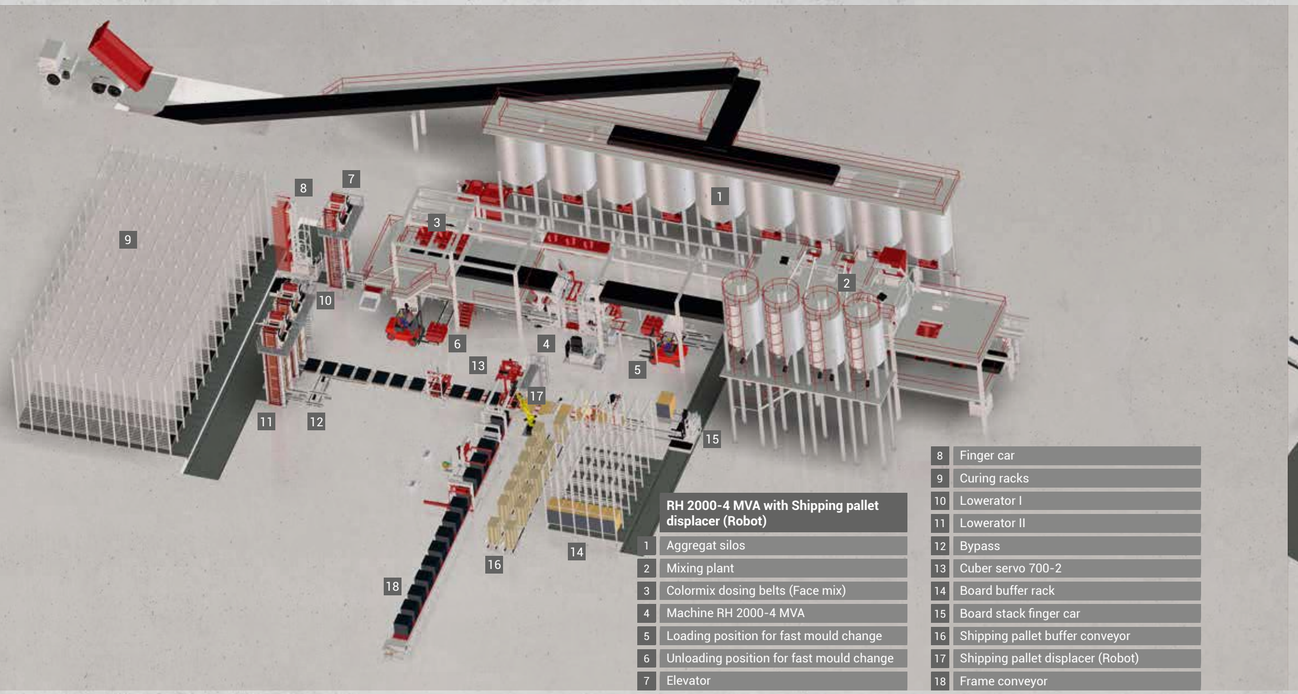

RH 2000-4 MVA with Shipping pallet displacer (Robot)

1	Aggregat silos
2	Mixing plant
3	Colormix dosing belts (Face mix)
4	Machine RH 2000-4 MVA
5	Loading position for fast mould change
6	Unloading position for fast mould change
7	Elevator
8	Finger car
9	Curing racks
10	Lowerator I
11	Lowerator II
12	Bypass
13	Cuber servo 700-2
14	Board buffer rack
15	Board stack finger car
16	Shipping pallet buffer conveyor
17	Shipping pallet displacer (Robot)
18	Frame conveyor

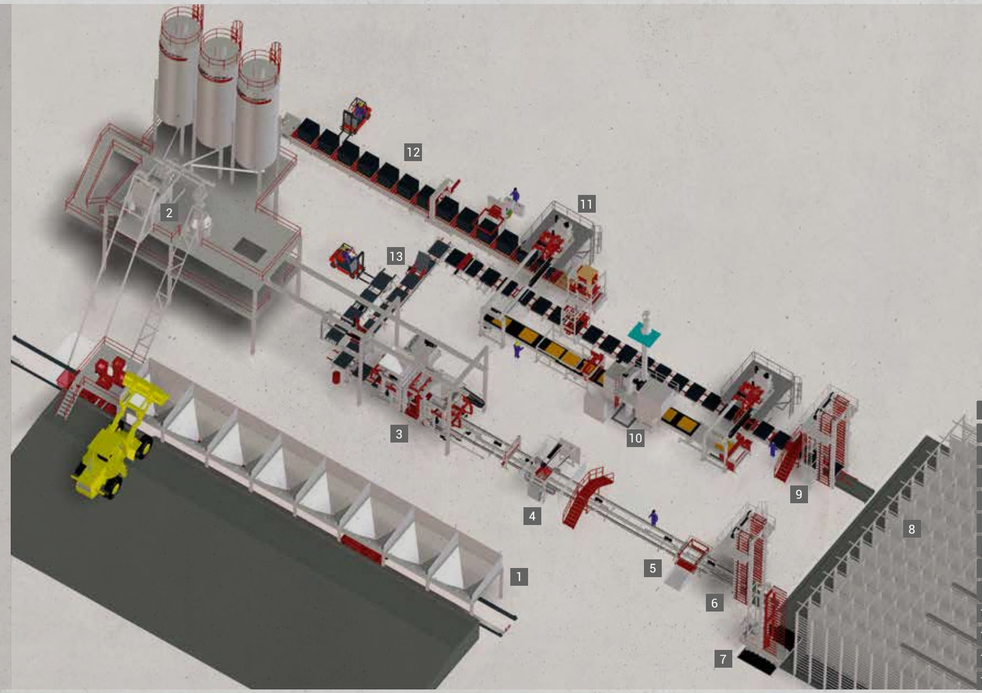

RH1500-4 VA with shotblasting line

1	Aggregat silos
2	Mixing plant
3	Machine RH 1500-4 VA
4	Washing device
5	Dumping station
6	Elevator
7	Finger car
8	Curing racks
9	Lowerator
10	Shotblasting machine
11	Cuber servo 700-2
12	Frame conveyor
13	Board buffer

WE PUT CONCRETE INTO SHAPE.

SPECIAL PLANTS

BATCHING AND MIXING PLANTS, CONVEYING TECHNOLOGY AND HANDLING

HESS

BATCHING AND MIXING PLANTS

For the production of high-quality concrete products (interlocking paving stones and slabs, curbstones, hollow blocks and segmental retaining walls, pipes and manholes as well as various precast elements), we offer the necessary mixing plants including all batching devices for aggregates, cement, and Color-Mix concrete.

Interior view of mixer with material

Face concrete mixer SM 500

Interior view of mixer

Color-Mix dosing belts

TECHNICAL OVERVIEW OF BATCHING AND MIXING PLANTS*

	SM 500	SM 1500	SM 2250	SM 3375	SM 4500
Dry filling [l]	500	1,500	2,250	3,375	4,500
Max. filling weight [kg]	800	2,400	3,600	5,400	7,200
Compacted concrete output/batch [m³]	0.333	1	1.5	2.25	3
Main drive [kW]	15	22	30	2 x 22	3 x 22
Number of mixing stars and agitator [pcs]	1+1	2	2	3	3
Skip hoist drive [kW]	7.5	18.5	18.5	22	30

* Technical Data are subject to change.

FEATURES OF PLANETARY MIXER SERIES SM

- Self-supporting construction with lower and upper frame
- Separate drive system (for tool mounting plate and mixing stars)
- Stopping and starting the fully loaded mixer at any time possible
- Two large opposite doors for unobstructed cleaning and maintenance
- Two large discharge openings in the floor
- Significantly less concrete residue and cleaning effort due to special water supply
- Optionally, for cement feeding to the mixer an auger is available (almost dust-free cement feeding)
- Because of its high mixing intensity, this method is particularly suitable for producing concrete with a low water-cement ratio.



Multi-Color product

HESS

CONVEYING TECHNOLOGY AND HANDLING SYSTEMS

CONVEY. BUFFER. STORE.

To make the production process of concrete products efficient and economical, powerful dosing, mixing, and concrete block and paver machines as well as transport and handling systems are essential. Therefore, HESS offers an extensive program of proven systems for conveying, buffering, and storing fresh and hardened concrete products.

In the production of paving stones, cycle times of less than 10 seconds are not uncommon. Therefore, logistics on the wet and dry sides play a crucial role in quality and economy.

Dry side with hollow blocks

The conveyor technology on the dry side is designed according to customer requirements. HESS has a broad portfolio to cover all customer needs. Among others, V-belt, free-lift, or ratchet conveyors can be used.

CONVEYING TECHNOLOGY AND HANDLING SYSTEMS

Ejection station

Allows the ejection of a production board with freshly produced products for comprehensive quality control on the wet side. Advantage: Production continues uninterrupted during the inspection. Afterwards, the production board is reintroduced into the production line.

Cuber

All drives are servo-controlled, allowing overlapping movements and resulting in lower cycle times. The servo control ensures low power consumption. The systems are available with both electric and hydraulic grippers. A safe hoist is ensured by the use of two separate toothed belts. The lifting capacity is available between 700 kg and 900 kg.

Lowerator with bypass

Finger cart system load capacities (8.5t, 14t, 24t)

We offer the best solution for optimal utilization of drying chamber capacity with a customer-specific storey configuration.

Buffer rack

Increases the efficiency of the linked system and can be installed on both the dry and wet sides.

CONVEYING TECHNOLOGY AND HANDLING SYSTEMS

Transfer unit for board or sheet packages

To buffer a larger number of production bases, the transfer unit takes the packages from the dry side, places them in the buffer area, or returns them to the wet side.

Finger cart system for board or steel pallet packages

Used for buffering board or sheet packages. The vehicle group picks up the board or sheet packages from the dry side, buffers them in a storage rack, or returns them to the wet side.

WE PUT CONCRETE INTO SHAPE.



AFTER SALES SERVICE

SERVICE PORTFOLIO

Our team will support you in all your needs and commit to first-class service to fulfill your requirements. Benefit from our many years of experience and find the right solution with us. Our services ensure for optimum plant uptime:

Retrofit	Customized solutions for conversions and upgrades
Parts	High-quality spare parts, intuitive cloud-based catalog, AI parts identification
Concrete Technology	Optimize the production and quality of your concrete products
Service on site	Fast, competent on-site service, minimal downtime
Hotline	Support hotline for technical issues
Consulting	Individual solutions, professional advice, experienced team of experts

Smart*Parts*
More efficient spare parts procurement through intuitive and interactive identification and ordering

Smart*Check*
Improved availability and effectiveness of your plant through HESS plant inspection

Smart*Cloud*
360° overview of the HESS plant and processes

Smart*Academy*
More effective plant operation & maintenance through training your employees

Smart*Vision*
Faster troubleshooting and reduced downtime through live video transmission and support from HESS engineers

Smart*Family*

BE PART OF OUR EVOLUTION...

Smart*Family* gives you a 360° view of your HESS concrete block and paver plant.

This solution includes services and functions in the areas of training, spare parts, inspection, maintenance employing a dynamic maintenance calendar, remote support, and monitoring of your entire HESS plant.

The central feature of **Smart***Family* is the **Smart***Cloud*.

Learn more about our After Sales

HESS Group GmbH

Freier-Grund-Strasse 123
57299 Burbach-Wahlbach, Germany

Phone: +49 2736 4976 0
E-mail: info@hessgroup.com
www.hessgroup.com

HESS GROUP

We put concrete into shape